

ACS (American Chemical Society)への Shibboleth 認証ログイン方法

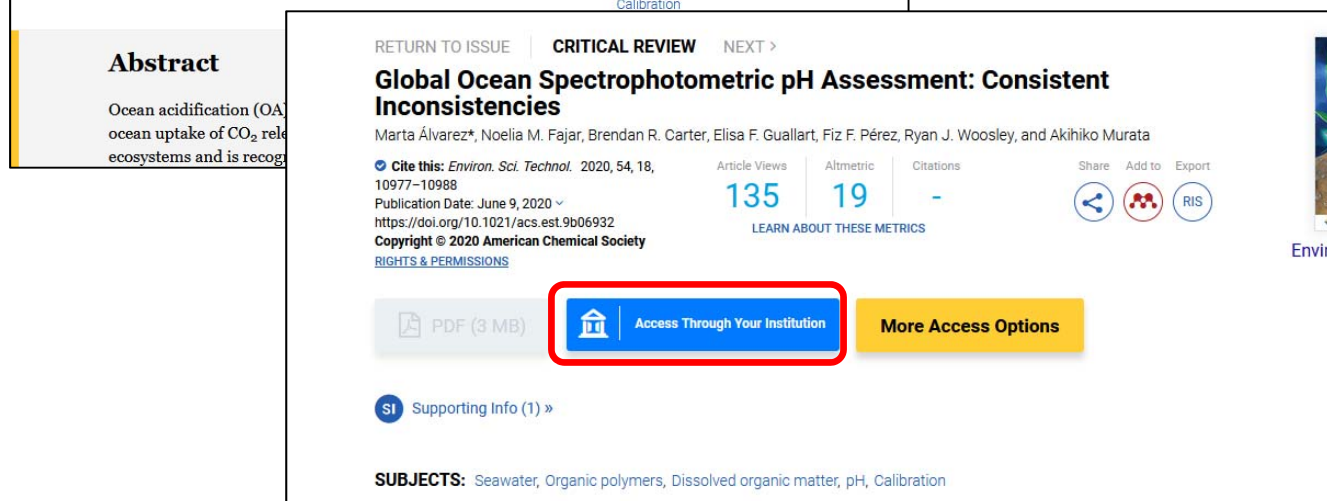
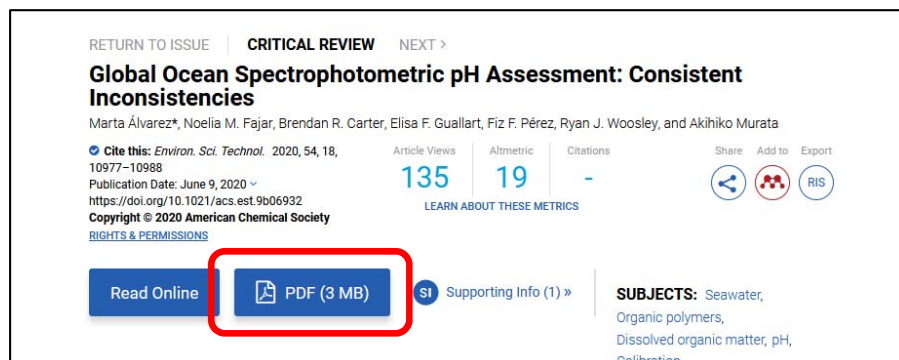
How to access ACS (American Chemical Society) with Shibboleth Authentication.

2020.9 現在

大学のネットワーク以外から接続し、PDF ボタンを押すと、Access through your institution ボタンが現れます。

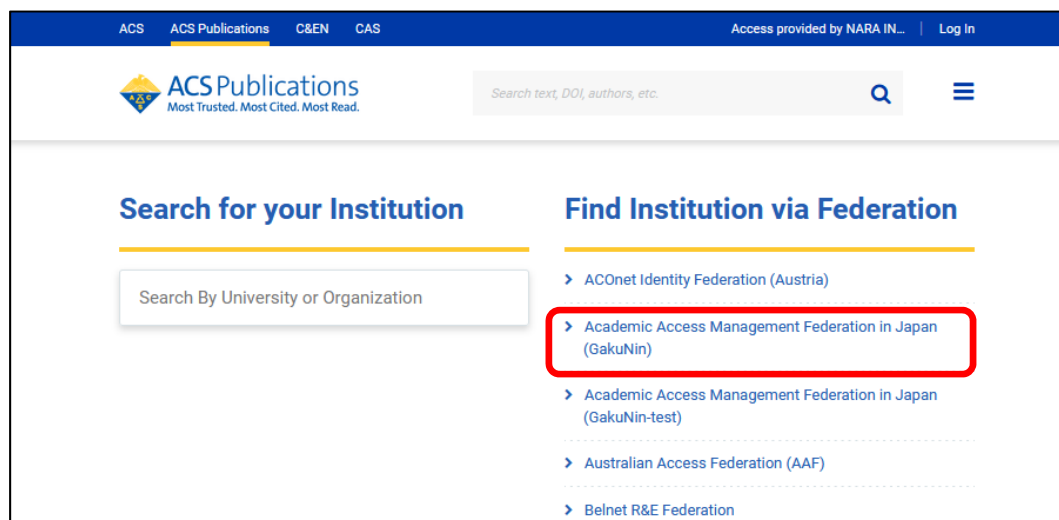
ボタンをクリックします。

When you click PDF button from off-campus network, "Access through your institution" button will appear. Click the button.

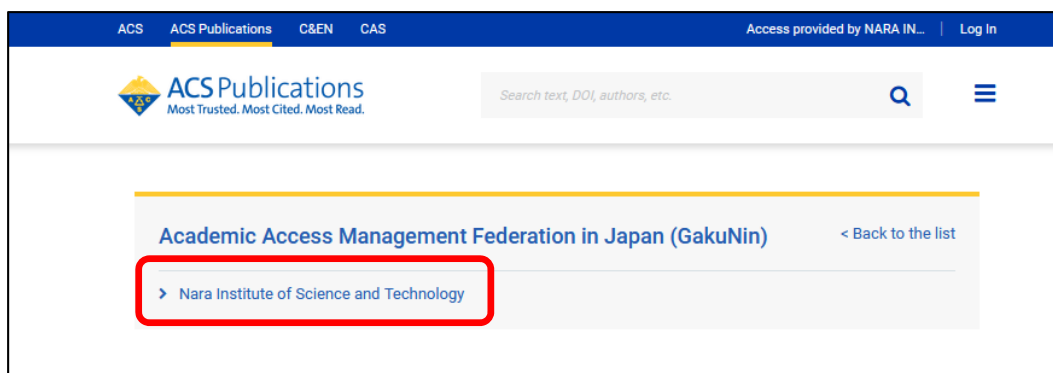


Find Institution via Federation リストから Academic Access Management Federation in Japan (GakuNin) をクリックします。

Click Academic Access Management Federation in Japan (GakuNin) in the list of Find Institution via Federation.



GakuNin のリストから Nara Institute of Science and Technology をクリックします。
Click Nara Institute of Science and Technology from the list of GakuNin.



曼陀羅アカウントでログインし、Login を押します。
Login to your Mandara Account, push "Login" button.

A screenshot of the NAIST login page for ACS Publications. The page features the NAIST logo at the top, which consists of three stylized mountains in red, green, and blue. Below the logo, the text '奈良先端科学技術大学院大学' and 'Nara Institute of Science and Technology' is displayed. The login service is identified as 'ACS Publications'. There are two input fields: 'ユーザ名' (Username) and 'パスワード' (Password). Below these fields are two checkboxes: 'ログインを記憶しません。' (Do not remember login) and 'このサービスへの属性送信の同意を取り消します。' (Withdraw consent for attribute transmission to this service). A red 'Login' button is positioned below the checkboxes. At the bottom of the page, the ACS Publications logo and tagline 'Most Trusted. Most Cited. Most Read.' are shown, along with the text 'Publishes products and services for the practice and advancement of the chemical sciences.'